


Foster

EVOLUTION BENCH



*Evolution Bench
Aluminum base plate for
easy alignment of the
mounting brackets.*




*Evolution-E2
cutter installed
on an Evolution
Bench with customer
supplied worktop.*

Combine the Evolution Bench with the Evolution-E2 cutter to create the ultimate precision cutting table. Now the Evolution-E2 cutter has the perfect bench.

The cutter can be easily installed onto the bench without installing the worktop first. Only one 3/4" thick worktop is required to bring the top level to the Evolution-E2 cutter's base.

*Only uses one worktop
to bring the cutter base
level to the worktop.*



IMPORTANT FEATURES

- No extra tools required
- Works specifically with the Evolution-E2 cutter
- 100% made in England
- Worktop & cutter not included

MODEL #	EVOLUTION BENCH SIZE	WORKTOP SIZE
60950	76 3/8" L x 47 1/4" W x 3/4" H	Bench for the 64" Evolution-E2
60951	96" L x 47 1/4" W x 3/4" H	Bench for the 84" Evolution-E2
60952	115 3/4" L x 47 1/4" W x 3/4" H	Bench for the 104" Evolution-E2
60953	135 1/2" L x 47 1/4" W x 3/4" H	Bench for the 124" Evolution-E2
60954	155" L x 47 1/4" W x 3/4" H	Bench for the 144" Evolution-E2

5-year general warranty on all parts. Worktop not included.

toll free (USA and Canada only) 800.523.4855 or 267.413.6220 • fax 267.413.6227

204B Progress Drive, Montgomeryville, PA 18936 USA • information@go-foster.com • www.go-foster.com



EVOLUTION BENCH 2 EXTENSION KITS

EVOLUTION 2 BENCH FEATURES



ADJUSTABLE FEET
Adjustable for precise bench leveling on uneven floors to help maintain flatness and obtain maximum, uncompromised accuracy.



INTEGRAL ALUMINUM BASE
The Evolution 2 Bench comes complete with framework and aluminum base for quick and easy mounting of the Evolution-E2 for accurate one-off and production cutting. For added convenience, additional production stops are available as an optional accessory.



UNIQUE LOCKING SYSTEM
Strong leg and beam extrusions allow many different size and shape configurations. Internal locking brackets enhance the smooth appearance and allow solid panels to be fitted without obstruction.



WORKTOP FIXING BRACKETS
Create the ideal bench surface using a variety of worktop fixings (worktop not included).



ADDITIONAL MODELS AND ACCESSORIES

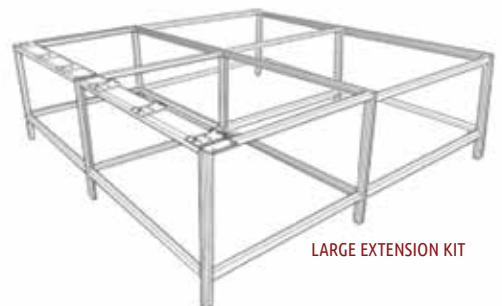
EVOLUTION 2 BENCH OPTIONAL EXTENSION KITS

Two depths: Extend bench depth by 71cm (28") using the Small Extension Kit
Extend bench depth by 129cm (52") using the Large Extension Kit

MODEL #	EXTENSION BENCH SIZES
60980	71cm (28") Depth Extension for 64" Evolution Bench
60981	71cm (28") Depth Extension for 84" Evolution Bench
60982	71cm (28") Depth Extension for 104" Evolution Bench
60983	71cm (28") Depth Extension for 124" Evolution Bench
60984	71cm (28") Depth Extension for 144" Evolution Bench
60985	129cm (50.75") Depth Extension for 64" Evolution Bench
60986	129cm (50.75") Depth Extension for 84" Evolution Bench
60987	129cm (50.75") Depth Extension for 104" Evolution Bench
60988	129cm (50.75") Depth Extension for 124" Evolution Bench
60989	129cm (50.75") Depth Extension for 144" Evolution Bench



SMALL EXTENSION KIT



LARGE EXTENSION KIT

toll free (USA and Canada only) 800.523.4855 or 267.413.6220 • fax 267.413.6227

204B Progress Drive, Montgomeryville, PA 18936 USA • information@go-foster.com • www.go-foster.com